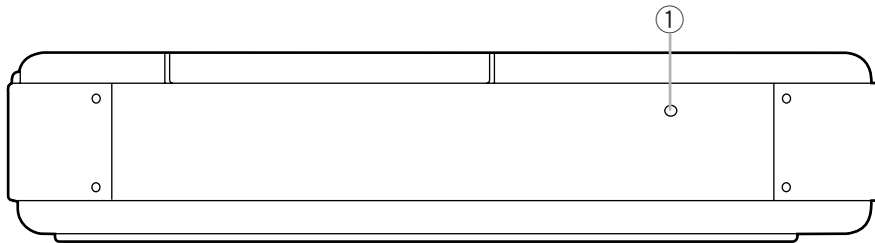


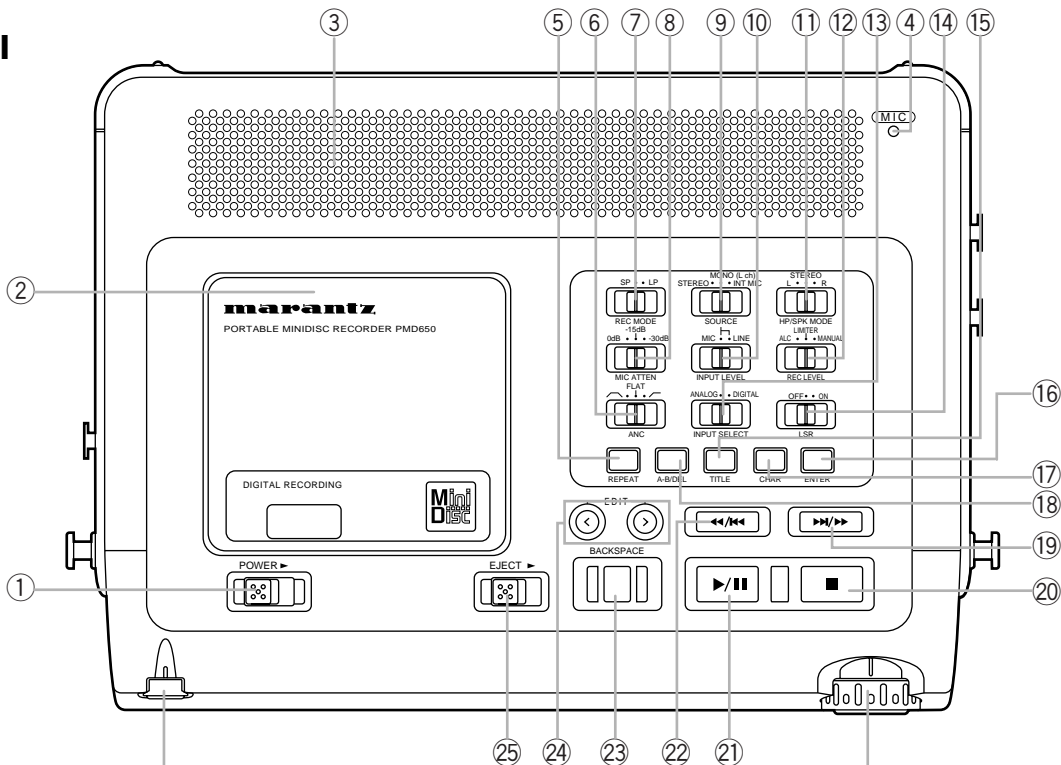
Index of Parts and Controls

See the pages in parenthesis for details regarding operation.

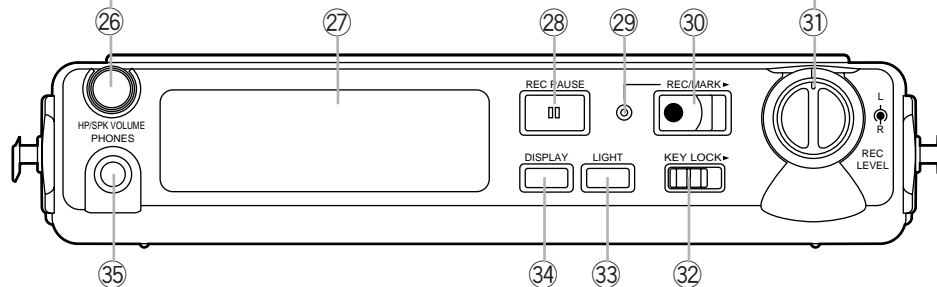
Rear Panel



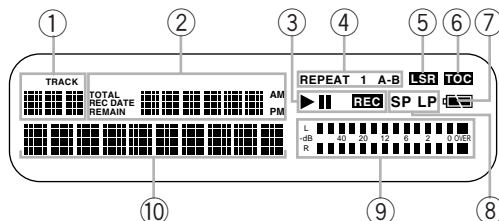
Top Panel



Front Panel



Display



ENGLISH

FRANÇAIS

PORTUGUÊS

ESPAÑOL

Index of Parts and Controls

See the pages in parenthesis for details regarding operation.

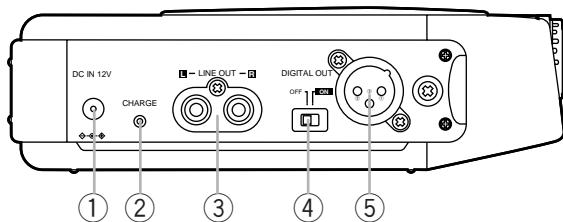
Rear Panel

- ① Reset button

Top Panel

- ① POWER switch
- ② Disc holder
- ③ Speaker
- ④ Microphone
- ⑤ REPEAT button
- ⑥ ANC switch
- ⑦ REC MODE switch
- ⑧ MIC ATTEN switch
- ⑨ SOURCE switch
- ⑩ INPUT LEVEL switch
- ⑪ HP/SPK MODE switch
- ⑫ REC LEVEL switch
- ⑬ INPUT SELECT switch
- ⑭ LSR switch
- ⑮ TITLE button
- ⑯ ENTER button
- ⑰ CHAR button
- ⑱ A-B/DEL button
- ⑲ FF/NEXT (▶▶/▶▶) button
- ⑳ STOP (■) button
- ㉑ PLAY/PAUSE (▶/||) button
- ㉒ FR/PREV (◀◀/◀◀) button
- ㉓ BACKSPACE button
- ㉔ EDIT </> buttons
- ㉕ EJECT switch

Left Panel



- ① DC IN 13V jack
- ② CHARGE indicator
- ③ LINE OUT jacks
- ④ DIGITAL OUT ON/OFF switch
- ⑤ DIGITAL OUT jack

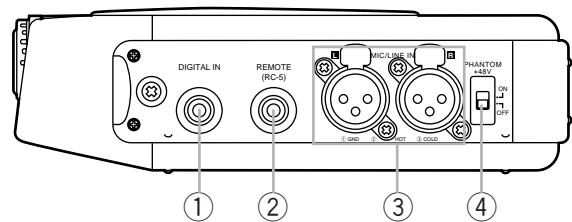
Front Panel

- ⑫ HP/SPK VOLUME knob
- ⑬ Display
- ⑭ REC PAUSE (||) button
- ⑮ REC indicator
- ⑯ REC/MARK (●) button
- ⑰ REC LEVEL knob(s)
- ⑱ KEY LOCK switch
- ⑲ LIGHT button
- ⑳ DISPLAY button
- ㉑ PHONES jack

Display

- ① TRACK display
- ② Time display
- ③ Play/pause/rec indicators
- ④ REPEAT indicators
- ⑤ LSR indicator
- ⑥ TOC indicator
- ⑦ Battery indicator
- ⑧ SP/LP indicator
- ⑨ Level meters
- ⑩ Character display

Right Panel



- ① DIGITAL IN jack
- ② REMOTE (RC-5) jack
- ③ MIC/LINE IN jacks
- ④ PHANTOM +48V switch